

BANGLADESH POWER DEVELOPMENT BOARD
INCOME STATEMENT
FOR THE YEAR ENDED JUNE 30, 2011

Figures In Taka.

PARTICULARS	NOTE	FY-2010-11	FY-2009-10
OPERATING REVENUE			
ENERGY SALES	40	77,303,914,375	68,424,207,595
OTHER OPERATING INCOME	41	4,303,604,446	2,733,763,861
		81,607,518,821	71,157,971,456
OPERATING EXPENSES			
GENERATION EXPENSES	42	29,505,956,634	25,033,512,402
ELECTRICITY PURCHASE FROM IPP	43	32,135,020,160	25,279,990,354
ELECTRICITY PURCHASE FROM RENTAL	44	43,642,891,338	9,637,677,734
ELECTRICITY PURCHASE FROM PUBLIC PLANT	45	7,923,141,009	7,895,935,963
MAINTANANCE & DEVELOPMENT EXPENSES	46	1,466,800,000	-
TRANSMISSION EXPENSES FOR WHEELING CHARGE	47	1,394,429,016	1,139,551,368
DISTRIBUTION EXPENSES	48	4,752,310,855	4,690,498,978
CUSTOMER ACCOUNTS EXPENSES	49	419,807,807	308,601,356
GENERAL & ADMINISTRATIVE EXPENSES	50	1,520,236,273	1,135,837,945
		122,760,593,092	75,121,606,100
OPERATING INCOME / (LOSS)			
PROVISION FOR ASSETS INSURANCE FUND		15,000,000	15,000,000
INTEREST ON BUDGETARY SUPPORT FROM GOVT.	51	1,161,418,455	601,402,627
FINANCING & OTHER CHARGES	52	1,734,283,731	1,681,101,778
		(41,153,074,271)	(3,963,634,644)
NET INCOME/(LOSS) BEFORE EXCH. RATE FLUCTUATION		(44,063,776,457)	(6,261,139,049)
LOSS DUE TO EXCHANGE RATE FLUCTUATION	53	(2,142,635,831)	(96,446,501)
		(46,206,412,288)	(6,357,585,550)
NET INCOME / (LOSS) FOR THE YEAR			
RETAINED EARNINGS			
BALANCE AS AT JULY 01, 2010		(111,241,126,281)	(100,780,954,252)
PREVIOUS YEAR'S ADJUSTMENT	54	329,725,762	(4,102,586,478)
NET INCOME / (LOSS) FOR THE YEAR		(46,206,412,288)	(6,357,585,550)
BALANCE AS AT JUNE 30, 2011		(157,117,812,807)	(111,241,126,281)

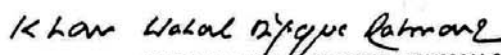
The annexed notes from an integral part of the Income Statement.


Director Accounts
BPDB


Controller (Accounts & Finance)
BPDB

Intems of our separate report of even date

Dated, Dhaka.
September 22, 2011.


Khan Wahab Shafique Rahman & Co
Chartered Accountants



J. U. AHMED & CO.
Chartered Accountants



BANGLADESH POWER DEVELOPMENT BOARD
INCOME STATEMENT OF GENERATION & BULK SUPPLY
FOR THE YEAR ENDED JUNE 30, 2011

Figures In Taka.

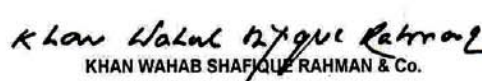
PARTICULARS	FY-2010-11	FY-2009-10
OPERATING REVENUE		
ENERGY SALES (BULK)	71,528,453,462	63,693,500,000
OTHER OPERATING INCOME	3,818,209,079	2,371,400,000
	75,346,662,541	66,064,900,000
OPERATING EXPENSES		
FUEL EXPENSES	19,063,332,197	16,364,300,000
PERSONNEL EXPENSES	2,473,502,550	2,002,300,000
OFFICE EXPENSES	391,710,948	322,100,000
REPAIRS & MAINTENANCE EXP.	2,321,106,476	1,251,400,000
DEPRECIATION	5,256,304,463	5,093,412,402
SUB. TOTAL OWN GENERATION EXPENSES	29,505,956,634	25,033,512,402
MAINTANANCE & DEVELOPMENT EXPENSES	1,466,800,000	-
ELECTRICITY PURCHASE FROM IPP	32,135,020,160	25,279,990,354
ELECTRICITY PURCHASE FROM RENTAL	43,642,891,338	9,637,677,734
ELECTRICITY PURCHASE FROM PUBLIC PLANT	7,923,141,009	7,895,935,963
GENERAL & ADMINISTRATIVE EXPENSES (80%)	1,216,189,018	908,670,356
	115,889,998,159	68,755,786,808
OPERATING INCOME / (LOSS)	(40,543,335,618)	(2,690,886,808)
PROVISION FOR ASSETS INSURANCE FUND (80%)	12,000,000	12,000,000
INTEREST ON BUDGETARY SUPPORT FROM GOVT.	1,161,418,455	601,402,627
FINANCING & OTHER CHARGES	1,007,375,351	932,197,373
NET INCOME/(LOSS)BEFORE EXCH. RATE FLUCTUATION	(42,724,129,424)	(4,236,486,808)
LOSS DUE TO EXCHANGE RATE FLUCTUATION	(1,367,562,192)	(96,446,501)
NET INCOME / (LOSS) FOR THE YEAR	(44,091,691,616)	(4,332,933,309)



Director Accounts
BPDB


Controller (Accounts & Finance)
BPDB

Interms of our separate report of evended

Dated, Dhaka.


Khan Wahab Shafique Rahman
Chartered Accountants


J. U. AHMED & CO.
Chartered Accountants




BANGLADESH POWER DEVELOPMENT BOARD
INCOME STATEMENT OF DISTRIBUTION
FOR THE YEAR ENDED JUNE 30, 2011

Figures In Taka.

PARTICULARS	FY-2010-11	FY-2009-10
OPERATING REVENUE		
ENERGY SALES (RETAIL)	24,239,004,375	21,223,742,000
OTHER OPERATING INCOME	485,395,367	363,100,000
	24,724,399,741	21,586,842,000
OPERATING EXPENSES		
POWER PURCHASE COST AS PER BST	18,463,543,462	16,397,324,043
TRANSMISSION EXPENSES FOR WHEELING CHARGE	1,394,429,016	1,139,551,368
SUB TOTAL ENERGY IMPORT COST	19,857,972,478	17,536,875,411
PERSONNEL EXPENSES	1,795,131,849	1,639,298,978
OFFICE EXPENSES	267,497,102	332,400,000
REPAIRS & MAINTENANCE EXP.	391,418,399	442,000,000
DEPRECIATION	2,298,263,505	2,276,800,000
SUB. TOTAL OF DISTRIBUTION EXPENSES	4,752,310,855	4,690,498,978
CUSTOMER ACCOUNTS EXPENSES	419,807,807	308,601,356
GENERAL & ADMINISTRATIVE EXPENSES(20%)	304,047,255	227,167,589
TOTAL OPERATION EXPENSES	25,334,138,394	22,763,143,334
OPERATING INCOME / (LOSS)	(609,738,653)	(1,176,301,334)
PROVISION FOR ASSETS INSURANCE FUND(20%)	3,000,000	3,000,000
FINANCING & OTHER CHARGES	726,908,380	748,904,405
NET INCOME/(LOSS)BEFORE EXCH. RATE FLUCTUATION (G-H)	(1,339,647,033)	(1,928,205,739)
LOSS DUE TO EXCHANGE RATE FLUCTUATION	(775,073,639)	(96,446,501)
NET INCOME / (LOSS) FOR THE YEAR	(2,114,720,672)	(2,024,652,240)


Director Accounts
BPDB


Controller (Accounts & Finance)
BPDB

Interms of our separate report of evended


Khan Wahab Shafique Rahman & Co.
Chartered Accountants


J. U. AHMED & CO.
Chartered Accountants

Dated, Dhaka.
September 22, 2011.

