


Linyang Meter Manual



Jiangsu Linyang Energy Co., Ltd

make sound; LCD will display "no credit". LCD auto scroll will show "no credit" as:



Solution: Purchase power and load it into meter;

3. When the meter detects terminal cover or module cover is opened, LCD will flash "tamper" and "tamper". LCD auto scroll will show "Tamper" as:



Customer could find out which tamper by pressing short code "008"; Like open the module cover as:



or open the terminal cover as:

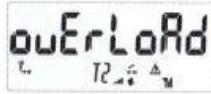


Solution: Contact Utility for solution.

4. When consumption load is higher than load threshold, it can be observed "over load" on LCD. After lasting for 30 sec, the meter will disconnect, it can auto close after 30 sec. If overload relay open times is larger than 5, it will auto close after 30 min.

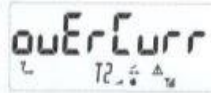


Jiangsu Linyang Energy Co., Ltd



Solution: Power off some electric devices or apply for enlarging load Threshold in Utility.

5. When current is higher than current threshold, it can be observed "Over Curr" on LCD. After lasting for 30 sec, the meter will disconnect, it can auto close after 30 sec. If overload relay open times is larger than 5, it will auto close after 30 min.



Solution: Power off some electric devices or apply for enlarging load Threshold in Utility.

How to close the voice alarm ?

When the balance credit is low or used up, the alarm buzzer will make a sound, customer could press any key to disable the voice alarm, but the customer should recharge more credit into meter as soon as possible.

Address: No. 666, LINYANG Road, Qidong, Jiangsu Province 226200, China

Tel: +86 400 168 1116

Fax: +86 513 8311 8619

Web: www.linyang.com



SINGLE PHASE CTS SMART PRE-PAYMENT ENERGY METER



SM150 User Manual

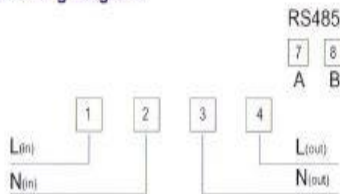
*To create the greener environment,
and create a better life*

www.linyang.com

1. Product Appearance



2. Wiring Diagram



3. Power Purchase

- Visit the local vending office.
- Provide your meter identification card to the operator.
- Inform the operator how much you want to buy and pay the bill.
- Obtain a 20-digit token printed on your receipt.

4. Meter Data Display

- If Token is correct, the meter will display "success" as:



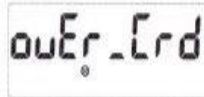
- If Token is incorrect, the meter will display "reject"(meaning failure) as:



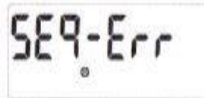
- If Token has been used, the meter will display "used" as:



- If Token is rejected ,because recharge amount exceeds the maximum credit, the meter will display "over_crd" as:



- If the token sequence number is nonsequence, the meter will display "seq_err" as:



5.Short Code

Code	Function	Code	Function
002	Test All LCD Display	003	Total Active Energy
005	Current Tariff Type	007	Current Maximum Power Limit
008	Tamper Statue	009	Instantaneous Power
010	Firmware Version	011	Sequence Number
019	Remaining Credit	052	Current Price

100	Meter Serial Number	103	Credit Alarm Level
106	Overdraw Threshold	141	Date&Time
160	Current Meter Work Mode	161	Prepaid/Postpaid Mode
200	The Last 1 Re-charge Amount	201	The Last 1 Recharge Token
760	Instantaneous Voltage	763	Instantaneous Current
780	Instantaneous Power Factor	783	Instantaneous Frequency
784	Holiday Mode Open/Close	785	Friendly Mode Open/Close
786	Friendly Time	787	Friendly Week Indication
788	Allow Times in Friendly Mode	789	Already Used Times of Friendly Mode
790	Emergency Credit Used	800	Previous Month's MD in KW
801	Money Recharge in Current Month	802	Used Money in Current Month
803	Consumption Active Energy in Current Month	809	Activate Emergency Credit
865	Activate Tamper Lock		

6. Common faults

Which kind of situation will cause the relay to disconnect ?

If a customer feedback the power is cut, maybe have the following reasons:

1. The power supply is off.

Solution: Wait, the power supply is on.

2. The balance of meter has been used up, the credit LED will flash and the buzzer will