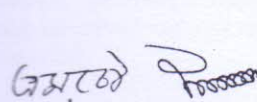



BANGLADESH POWER DEVELOPMENT BOARD
BALANCE SHEET
AS AT JUNE 30, 2010.

PROPERTY & ASSETS	NOTE	Figures In Taka	
		FY-2009-10	FY-2008-09
FIXED ASSETS			
UTILITY PLANT IN SERVICE	3	308,258,707,269	305,639,667,00
LESS: ACCUMULATED DEPRECIATION	4	146,762,340,901	139,295,503,87
WRITTEN DOWN VALUE	5	161,496,366,368	166,344,163,12
PROJECT - IN - PROGRESS	6	25,706,927,526	20,261,790,40
TOTAL FIXED ASSETS		187,203,293,894	186,605,953,53
INVESTMENT	7	33,569,777,005	19,926,627,38
CURRENT ASSETS			
CASH IN HAND & AT BANK	8	19,276,891,224	22,214,937,33
ACCOUNTS RECEIVABLE - TRADE	9	47,954,153,536	47,030,745,37
ACCOUNTS RECEIVABLE - OTHERS	10	10,537,617,306	9,615,715,29
RECEIVABLE - REB	10.01	1,632,443,764	1,632,443,76
PROVISION FOR BAD & DOUBTFUL DEBTS	11	(568,910,374)	(535,771,38)
ADVANCE TO CONTRACTORS & SUPPLIERS	12	7,287,904,223	2,439,917,41
ADVANCE TO EMPLOYEES	13	1,338,283,257	1,312,820,66
STOCK & STORES	14	268,873,408	8,320,766,47
DEPOSITS & PREPAID EXPENSES	15	730,360,039	109,233,19
TOTAL CURRENT ASSETS		91,457,621,385	92,140,808,13
TOTAL PROPERTY & ASSETS		292,230,694,284	298,673,389,05

The annexed notes form an integral part of the Financial Statement.

 Director Accounts
BPDB

 Controller (Accounts & Finance)
BPDB

Dated, Dhaka.
September 30, 2010

 KHAN WAHAB SHAFIQUE RAHMAN & Co
Chartered Accountants

 J. U. AHMED & CO.
Chartered Accountants





BANGLADESH POWER DEVELOPMENT BOARD
BALANCE SHEET
AS AT JUNE 30, 2010

Figures In Taka.


CAPITAL & LIABILITIES	NOTE	FY-2009-10	FY-2008-09
AUTHORIZED CAPITAL		120,000,000,000	100,000,000,000
CAPITAL & RESERVE			
PAID UP CAPITAL	16	96,468,648,298	92,964,804,898
NET SURPLUS / (DEFICIT)	17	(111,241,126,281)	(100,780,954,252)
APPRAISAL SURPLUS	18	117,057,871,482	117,057,871,482
GRANTS	19	4,850,418,860	4,809,784,860
DEPOSIT WORK FUND	20	1,471,520,319	1,298,213,464
LIQUIDITY DAMAGE RESERVE	20.01	72,053,500	72,053,500
		108,679,386,178	115,421,773,951
LONG TERM LIABILITIES			
GOVERNMENT LOAN	21	34,257,774,691	33,372,892,267
BUDGETARY SUPPORT AS SUBSIDY FROM GOVT.	21.01	29,004,900,000	19,067,300,000
DIFFERENCE OF BUYING & SELLING RATE)			
FOREIGN LOAN	22	17,061,102,755	20,645,116,176
		80,323,777,445	73,085,308,442
MEDIUM TERM LIABILITIES			
SECURITY DEPOSIT (CONSUMERS)	24	2,887,554,605	2,703,278,424
GPF & CPF	25	2,691,579,470	2,406,681,232
GRATUITY & PENSION FUND	26	8,179,475,712	968,866,653
		13,758,609,787	6,078,826,309
CURRENT LIABILITIES			
ACCOUNTS PAYABLE	27	9,955,633,023	8,485,635,827
SECURITY DEPOSIT (CONTRACTORS & SUPPLIERS)	28	542,782,510	521,900,853
ASSETS INSURANCE FUND	30	255,000,000	240,000,000
CURRENT, PORTION OF LONG TERM LIABILITIES	31	5,102,231,175	4,785,942,022
DEBT SERVICING LIABILITIES (PRINCIPAL)	33	48,190,065,402	43,603,811,357
REIMBURSABLE PROJECT AID	34	761,757,527	761,757,527
DEBT SERVICING LIABILITIES (INTEREST)	35	43,324,663,212	41,887,769,492
INTEREST ON BUDGETARY SUPPORT FROM GOVT	35.01	1,074,865,692	473,463,065
OTHER LIABILITIES	36	237,847,829	233,898,008
		109,444,846,370	100,994,178,151
CLEARING ACCOUNTS	37	24,074,504	3,566,765,265
TOTAL CAPITAL & LIABILITIES		312,230,694,284	299,146,852,119


The annexed notes form an integral part of the Financial Statement.


Director Accounts
BPDB


Controller (Accounts & Finance)
BPDB

Dated, Dhaka.
September 30, 2010


Khan Wahab Shafique Rahman & Co
Chartered Accountants


J. U. AHMED & CO.
Chartered Accountants

