


BANGLADESH POWER DEVELOPMENT BOARD
INCOME STATEMENT
FOR THE YEAR ENDED JUNE 30, 2012

Figures In Taka.

PARTICULARS	NOTE	FY-2011-12	FY-2010-11
OPERATING REVENUE			
ENERGY SALES	40	1,11,85,19,97,502	77,30,39,14,375
OTHER OPERATING INCOME	41	8,15,46,94,683	4,30,36,04,446
		1,20,00,66,92,185	81,60,75,18,821
OPERATING EXPENSES			
GENERATION EXPENSES	42	34,75,34,69,336	29,50,59,56,634
ELECTRICITY PURCHASE FROM IPP	43	34,70,48,09,005	32,13,50,20,160
ELECTRICITY PURCHASE FROM RENTAL	44	88,33,82,93,915	43,64,28,91,338
ELECTRICITY PURCHASE FROM PUBLIC PLANT	45	9,59,76,97,740	7,92,31,41,009
TRANSMISSION EXPENSES FOR WHEELING CHARGE	46	1,56,58,62,271	1,39,44,29,016
DISTRIBUTION EXPENSES	47	5,54,66,05,141	4,75,23,10,855
CUSTOMER ACCOUNTS EXPENSES	48	-	41,98,07,807
GENERAL & ADMINISTRATIVE EXPENSES	49	1,70,59,02,915	1,52,02,36,273
		1,76,21,26,40,322	1,21,29,37,93,092
OPERATING INCOME / (LOSS)		(56,20,59,48,137)	(39,68,62,74,271)
ASSETS INSURANCE FUND		1,50,00,000	1,50,00,000
MAINTANANCE FUND	50	5,12,35,30,000	1,46,68,00,000
INTEREST ON BUDGETARY SUPPORT FROM GOVT.	51	2,83,39,25,410	1,16,14,18,455
FINANCING & OTHER CHARGES	52	1,62,98,66,840	1,73,42,83,731
NET INCOME/(LOSS) BEFORE EXCH. RATE FLUCTUATION		(65,80,82,70,388)	(44,06,37,76,457)
LOSS DUE TO EXCHANGE RATE FLUCTUATION	53	(1,12,50,97,543)	(2,14,26,35,831)
NET INCOME / (LOSS) FOR THE YEAR		(66,93,33,67,931)	(46,20,64,12,288)
RETAINED EARNINGS			
BALANCE AS AT JULY 01, 2011		(1,57,11,78,12,807)	(1,11,24,11,26,281)
PREVIOUS YEAR'S ADJUSTMENT	54	2,04,29,64,591	32,97,25,762
NET INCOME / (LOSS) FOR THE YEAR		(66,93,33,67,931)	(46,20,64,12,288)
BALANCE AS AT JUNE 30, 2012		(2,22,00,82,16,147)	(1,57,11,78,12,807)

The annexed notes form an integral part of these Financial Statements.



Director Accounts
BPDB

Controller (Accounts & Finance)
BPDB

In terms of our separate report of even date

A B SAHA & CO.
Chartered Accountants

MARHK & CO.
Chartered Accountants


Dated, Dhaka.
September 30, 2012



**BANGLADESH POWER DEVELOPMENT BOARD
INCOME STATEMENT OF GENERATION & BULK SUPPLY
FOR THE YEAR ENDED JUNE 30, 2012**

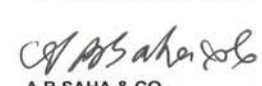
Figures In Taka.


PARTICULARS	FY-2011-12	FY-2010-11
OPERATING REVENUE		
ENERGY SALES (BULK)	1,08,79,14,11,874	71,52,84,53,462
OTHER OPERATING INCOME	7,55,65,02,354	3,81,82,09,079
	1,16,34,79,14,228	75,34,66,62,541
OPERATING EXPENSES		
FUEL EXPENSES	25,02,79,22,393	19,06,33,32,197
PERSONNEL EXPENSES	2,52,30,77,192	2,47,35,02,550
OFFICE EXPENSES	39,70,93,330	39,17,10,948
REPAIRS & MAINTENANCE EXP.	1,36,37,08,071	2,32,11,06,476
DEPRECIATION	5,44,16,68,350	5,25,63,04,463
SUB. TOTAL OWN GENERATION EXPENSES	34,75,34,69,336	29,50,59,56,634
ELECTRICITY PURCHASE FROM IPP	34,70,48,09,005	32,13,50,20,160
ELECTRICITY PURCHASE FROM RENTAL	88,33,82,93,915	43,64,28,91,338
ELECTRICITY PURCHASE FROM PUBLIC PLANT	9,59,76,97,740	7,92,31,41,009
GENERAL & ADMINISTRATIVE EXPENSES	1,11,83,14,368	1,21,61,89,018
	1,68,51,25,84,364	1,14,42,31,98,159
OPERATING INCOME / (LOSS)	(52,16,46,70,136)	(39,07,65,35,618)
PROVISION FOR ASSETS INSURANCE FUND	1,20,00,000	1,20,00,000
MAINTANANCE & DEVELOPMENT EXPENSES	5,12,35,30,000	1,46,68,00,000
INTEREST ON BUDGETARY SUPPORT FROM GOVT. FINANCING & OTHER CHARGES	2,83,39,25,410	1,16,14,18,455
	1,00,13,94,518	1,00,73,75,351
NET INCOME/(LOSS)BEFORE EXCH. RATE FLUCTUATION	(61,13,55,20,065)	(42,72,41,29,424)
LOSS DUE TO EXCHANGE RATE FLUCTUATION	(89,59,56,405)	(1,36,75,62,192)
NET INCOME / (LOSS) FOR THE YEAR	(62,03,14,76,470)	(44,09,16,91,616)


Director Accounts
BPDB


Controller (Accounts & Finance)
BPDB

In terms of our separate report of even date


A B SAHA & CO.
Chartered Accountants


MARHK & CO.
Chartered Accountants

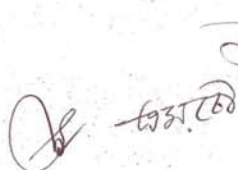

Dated, Dhaka.
September 30, 2012



BANGLADESH POWER DEVELOPMENT BOARD
INCOME STATEMENT OF DISTRIBUTION
FOR THE YEAR ENDED JUNE 30, 2012

Figures In Taka.

PARTICULARS		FY-2011-12	FY-2010-11
OPERATING REVENUE			
ENERGY SALES (RETAIL)		31,43,01,91,681	24,23,90,04,375
OTHER OPERATING INCOME		59,81,92,329.24	48,53,95,367
	A	32,02,83,84,010	24,72,43,99,741
OPERATING EXPENSES			
POWER PURCHASE COST AS PER BST		28,37,82,47,262	18,46,35,43,462
TRANSMISSION EXPENSES FOR WHEELING CHARGE		1,56,58,62,271	1,39,44,29,016
SUB TOTAL ENERGY IMPORT COST	B	29,94,41,09,533	19,85,79,72,478
PERSONNEL EXPENSES		1,95,80,54,593	1,79,51,31,849
OFFICE EXPENSES		49,47,15,711	26,74,97,102
REPAIRS & MAINTENANCE EXP.		77,43,90,886	39,14,18,399
DEPRECIATION		2,31,94,43,951	2,29,82,63,505
SUB. TOTAL OF DISTRIBUTION EXPENSES	C	5,54,66,05,141	4,75,23,10,855
CUSTOMER ACCOUNTS EXPENSES	D		41,98,07,807
GENERAL & ADMINISTRATIVE EXPENSES	E	57,89,47,338	30,40,47,255
TOTAL OPERATION EXPENSES (B+C+D+E+F)	F	36,06,96,62,012	25,33,41,38,394
OPERATING INCOME / (LOSS) (A-F)	G	(4,04,12,78,001)	(60,97,38,653)
PROVISION FOR ASSETS INSURANCE FUND	H	30,00,000	30,00,000
FINANCING & OTHER CHARGES	I	62,84,72,322	72,69,08,380
NET INCOME/(LOSS) BEFORE EXCH. RATE FLUCTUATION (G-H-I)	J	(4,67,27,50,323)	(1,33,96,47,033)
LOSS DUE TO EXCHANGE RATE FLUCTUATION	K	(22,91,41,138)	(77,50,73,639)
NET INCOME / (LOSS) FOR THE YEAR (J-K)		(4,90,18,91,461)	(2,11,47,20,672)

 
Director Accounts
BPDB


Controller (Accounts & Finance)
BPDB

In terms of our separate report of even date

Dated, Dhaka.
September 30, 2012


A B SAHA & CO.
Chartered Accountants


MARHK & CO.
Chartered Accountants

